

Verona Board of Education


2015-2016 District Fact Book
(December 2015)




Verona Public Schools

Contents

1. Mission Statement & Strategic Plan
2. Curriculum and Professional Development
3. Buildings & Grounds
4. Financial Summary
5. Comparative Group Data
6. District Accomplishments & Highlights
7. Data Sources & References



Mission Statement & Strategic Plan



Verona Public Schools

Mission

The mission of the Verona Public Schools,
the center of an engaged and supportive
community,

IDENTITY

is to **empower students to achieve their
potential as active learners and productive
citizens**

PURPOSE

through rigorous curricula and meaningful,
enriching experiences.

MEANS



Verona Public Schools Five Year Strategic Plan 2013-2018

1700 Hours

90+ Action Team Participants

25 Steering Committee Members


193 Recommended Action Items

30 Specific Results

6 Strategies

1 MISSION


Verona Public Schools



2013-2018 Strategies

In order to support our mission, we will...

1. Secure adequate financial resources,
2. Foster a healthy and respectful school culture consistent with our core values,
3. Partner locally and globally to expand opportunities for our school community,
4. Continue to implement a rigorous, integrated curriculum with authentic experiences and assessments,
5. Provide a meaningful professional development program for all staff, and
6. Provide upgraded, sustainable buildings, grounds and technical infrastructure.



Strategies – 2014-2015 Annual Progress

1. Secure adequate financial resources

- Referendum for technology, security, buildings & fields improvements
- Maintenance reserve started summer 2013 continues to be funded
- Local partnerships continuing with various organizations-SCA, Community Organizations, Businesses

2. Foster healthy school culture


- Revised Student-Athlete Code of Ethics, HIB policy, and coach training
- Professional development provided for staff on HIB, DOK, Dyslexia, Marzano, SGO's
- Administered district-wide climate survey-Results & Action Plans by Winter/Spring 2016

3. Partner locally and globally

- Planning commenced to expand career service opportunities at VHS (Capstone & Guest Speaker Circuit)
- Exploration of partnership with FDU to support multi-sensory reading approach (Orton-Gillingham)

4. Curriculum, Instruction, and Assessment

- District Goal: ***Facilitate the creation or revision of assessments and performance tasks that will be common to the department and that will reflect levels of complexity and depth of knowledge.***
- Curriculum writing continues to flourish in the Mathematics (7-8, Algebra, Geometry, AP Calculus), Science (NGSS Biology, Chemistry, Env. Sci., Medical Biology, Astronomy) (NGSS Pilot 1-8), Technology and Engineering (5-8), Social Studies (3-4, AP World & Human Geography), English Language Arts (5-8, Grade 12 Electives), and Introduction to Psychology.
- All curricula complete with mission statement and NJDOE required alignment.




Strategies – 2014-2015 Annual Progress (continued)

5. Professional Learning


- District Goal: *Facilitate the creation or revision of assessments and performance tasks that will be common to the department and that will reflect levels of complexity and depth of knowledge.*
- Training of new staff on the Marzano Teacher/Administrator Evaluation System.
- Create differentiated, teacher-centered professional learning opportunities for all staff by promoting and empowering our own teacher experts to lead the workshops.
- Utilizing our new resource, the Global Compliance Network, to complete annual mandatory state requirements.
- Creation of the Google Teacher Academy to explore the blending of technology, curriculum, and instruction (Math, Science, ELA, SS, Tech, Elementary).
- Next Generation Science Standards (NGSS) Pilot Grades 1-8 along with teacher support.
- Develop benchmarks for K-4 Report Cards with stakeholders through Curriculum Council.
- Reading Workshop training for elementary teachers and expansion for the first time in grade 5

6. Provide upgraded facilities and technology

- Referendum project planning continuing
- Security committee meetings continuing
- ESIP and Online energy plan in effect
- Technology infrastructure and wireless access projects




Curriculum & Professional Development



Verona Public Schools

2015-16 Curricular Objectives


- 1: New Course Offerings beginning September 2015
- 2: Curricular Alignment of Instruction & Assessment
- 3: 21st Century Learning: Curriculum, Instruction, and Assessment
- 4: Staff development to support our initiatives
- 5: AP Progress & Scholars



2015-16 Curricular Initiatives

New Course Offerings beginning September 2015

- VHS
 - Humanities Course, Speech Arts Course: Grade 12
 - AP World History, AP Human Geography
 - Introduction to Psychology
 - Astronomy, Medical Biology
- HBW
 - Technology, Education, and Design (TED): Grades 5-8
 - Computer Science: Grades 7 & 8
 - Next Generation Science Pilot: Grade 5-8
 - English Language Arts: A Differentiated Approach: Grade 5
- Elementary
 - Project AdventureBound: Grade 4
 - Next Generation Science Pilot: Grades 1-4



2015-16 Curricular Initiatives

Curricular Alignment of Instruction & Assessment

VHS


- Introduction to Psychology (new)
- CCSS: Algebra I (revision), Geometry (revision)
- AP Calculus AB/BC (Collegeboard ----> UbD)
- NGSS: Biology, Environmental Science, Medical Biology, Astronomy, AP Chemistry

HBW

- ELA Grades 5&6: A Differentiated Approach
- ELA Grades 7&8 (revision)
- CCSS: Math 7 On/Above, Math 8
- Technology, Education & Design (TED): Grades 5-8
- Computer Science 7&8
- Next Generation Science Pilot: Grades 5-8

›Elementary

- ELA K-4: Reading & Writing Project
- Social Studies: Grades 3-4 (revision)
- Project AdventureBound: Grade 4
- Next Generation Science Pilot: Grades 1-4



Google Chromebook Initiative

21st Century Learning: Curriculum, Instruction, and Assessment

Google Cart Distribution to Elementary Schools, HBW, VHS

- Summary

- 1 cart for each elementary (4 total) this fall + 15 Chromebooks last spring
- 5 carts at HBW this fall + 7 carts last spring = 12 carts
- 5 carts at VHS this fall + 6 carts last spring = 11 carts

Note: 28 Chromebooks = 1 cart

- Google Teacher Academy


- Administrators, Supervisors & Teachers meet monthly to discuss latest ideas pertaining to instruction, curriculum, assessments, and applications

- Google Apps For Education

- Many students, teachers, and administrators utilizing gmail, Drive, Classroom, Docs, Sheets, and other Google Apps on a daily basis

- Differentiated Teacher Professional Development


- Teachers and Administrators leading differentiated professional development to teachers aimed at improving instruction and assessment of students



VHS - Advanced Placement

- *Advanced Placement participation has been encouraged and targeted for improvement beginning in 2008.*
- *To achieve that, we have:*
 - ✓ *Eliminated barriers to enrollment*
 - ✓ *Changed the content and teaching assignments, updated curriculum, and conducted staff trainings*
 - ✓ *Maintained/Increased % 3's or better while doubling our student participation*

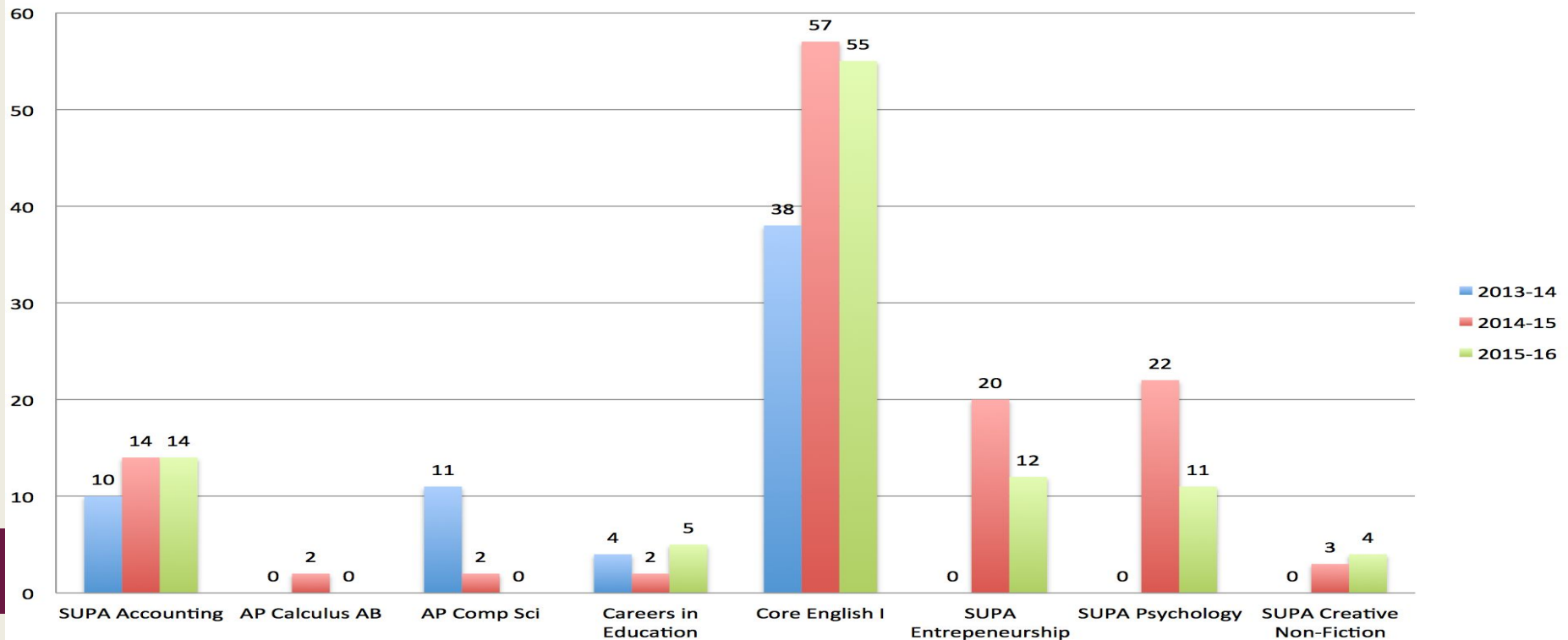
	2008	2009	2010	2011	2012	2013	2014	2015	2016
% 3's or better	49%	59%	71%	64%	72%	64%	69%	63%	TBD
# tests administered	225	145	170	183	271	368	402	390	445
Total # AP Students	108	82	75	89	127	171	174	191	236



VHS Dual Enrollment Opportunities

- *Dual Enrollment Opportunities were created for VHS in the 2013-14 school year.*
 - ✓ *Presently, we offer Accounting, Entrepreneurship, Psychology, and Creative Non-Fiction through Syracuse University Project Advance.*
 - ✓ *Additionally, we offer Core English I through Seton Hall University and Careers in Education through Fairleigh Dickinson University. (2013-14 63 total students, 2014-15 122 total students, 2015-16 101 total students)*

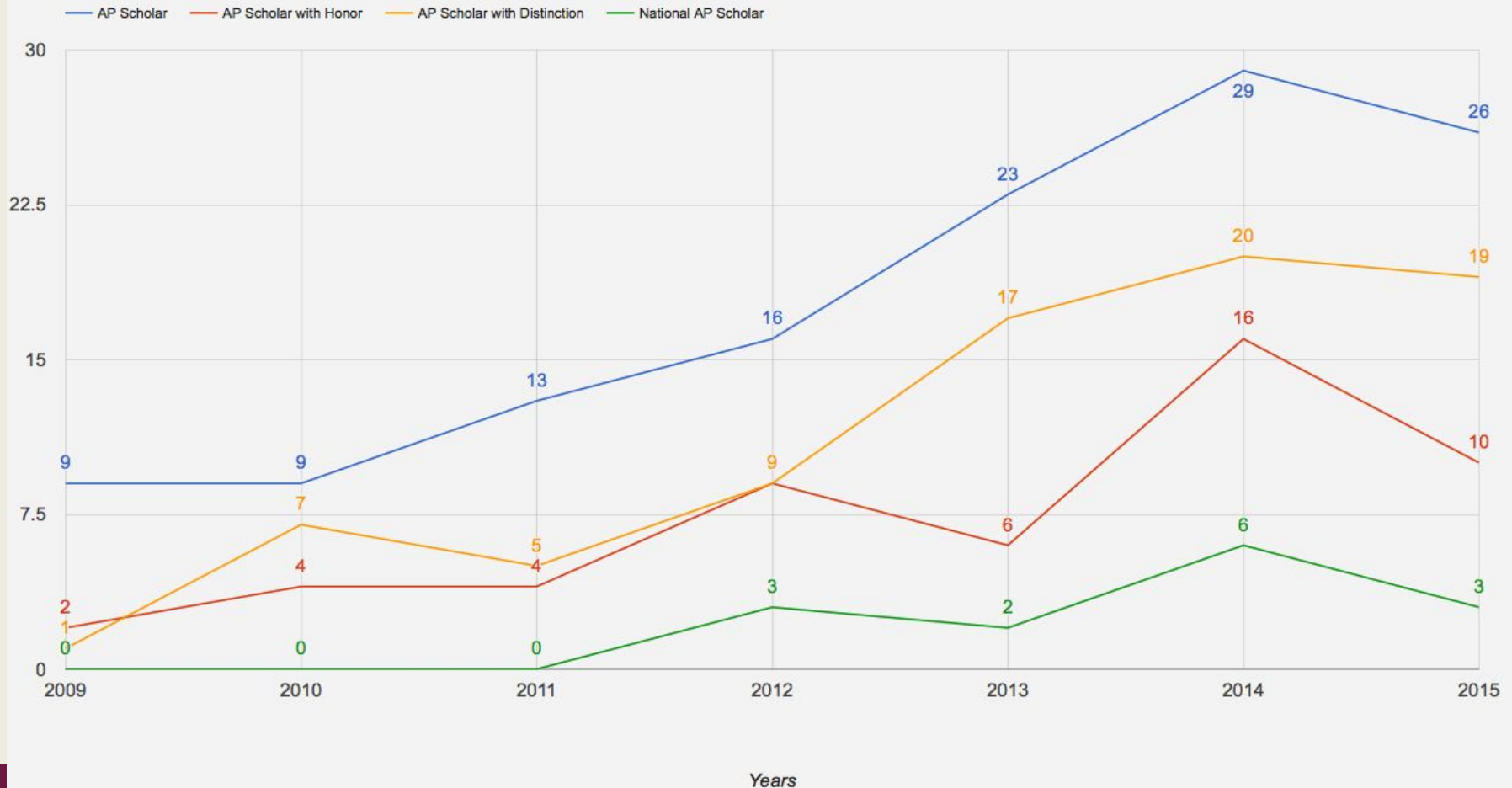
VHS Dual Enrollment by Course 2013-14 to 2015-16




VHS AP Scholars 2009-2015

- 12 AP Scholars in 2009
- 120 AP Scholars in 2014 + 2015!

Verona AP Scholars - 2015




Buildings & Grounds 2014-2015



Verona Public Schools

Buildings & Grounds

- 1: 2014-2015 Improvements / Achievements
- 2: Energy Savings Improvement Program-ESIP
- 3: Referendum progress



STRATEGY 6: Provide upgraded, sustainable buildings, grounds and technical infrastructure.

2014-15 Accomplishments

District-wide efforts

- ✓ Installed new Dell VRTX servers with 2012 operating system
- ✓ Upgraded network infrastructure to speed up connection between servers and clients
- ✓ Maintenance updates of all computers district-wide
- ✓ Installed Spiceworks IT request server (maintained and hosted locally for \$0)
- ✓ Installed iboss web filtering for blocking inappropriate content
- ✓ Configured network and wireless system for BYOD
- ✓ Configured Google Apps for Education to sync with our servers
- ✓ Started Google Teacher Academy
- ✓ Deployed over 800 Google Chromebook devices
- ✓ Moved Exchange to Gmail
- ✓ Configured Backup server to run every night
- ✓ Installation of door access readers and security cameras (gave 24hr access to Verona PD)
- ✓ Installation of new intercom system
- ✓ Installed Epson Brightlink Interactive projectors throughout the district
- ✓ Started process to upgrade Bandwidth to 1GB



STRATEGY 6: Provide upgraded, sustainable buildings, grounds and technical infrastructure.

2014-2015 Accomplishments

VHS

- ✓ Replace exterior doors as necessary
- ✓ Install new drop ceilings and lighting in classrooms and offices as necessary (Phase 1)
- ✓ Install technology upgrades
- ✓ Improve security at front entry and install security system
- ✓ Upgrade mechanical systems building wide (Phase 1)
- ✓ Renovate "Old Gym" bleachers for ADA and code compliance
- ✓ Replace sidewalks and curbs as necessary
- ✓ Mill and pave front and rear driveways
- ✓ Music room addition
- ✓ Install backup generator
- ✓ Improve security at front entry

HBW

- ✓ Install technology upgrades
- ✓ Pave rear drive and parking area
- ✓ Replace sidewalks as necessary
- ✓ Improve security at front entry

F.N. BROWN

- ✓ Mill and pave asphalt on side and rear of building
- ✓ Reconfigure main office for increased security
- ✓ Replace exterior doors as necessary
- ✓ Install technology upgrades including wireless access points
- ✓ Improve security at front entry



STRATEGY 6: Provide upgraded, sustainable buildings, grounds and technical infrastructure.

2014-2015 Accomplishments

BROOKDALE


- ✓ Upgrade lighting to more energy efficient fixtures
- ✓ Install technology upgrades
- ✓ Replace exterior doors
- ✓ Replace broken sidewalks
- ✓ Improve security at front entry

FOREST

- ✓ Replace HVAC unit in teachers break room with ductless split unit
- ✓ Install network and wireless equipment
- ✓ Repave all asphalt parking, driveway and play areas
- ✓ Install new flooring in 1st and 2nd floor corridors
- ✓ Improve security at front entry

LANING

- ✓ Replace exterior doors as necessary
- ✓ Install technology upgrades
- ✓ Improve security at front entry




Energy Savings Improvement Program-ESIP

- The district has contracted with Dome-Tech, an engineering firm that specializes in energy savings, to complete a comprehensive energy audit of the district facilities.
- Projects authorized where the cost of energy saved fully funds the cost of the improvements.

- Lighting Upgrades (district) & Drop Down Ceilings (VHS)
- Lighting Controls and Daylight Harvesting with Occupancy Sensors (district)
- Vending Machine Misers power down non-critical functions of machine during non-occupancy periods (FNB, HBW & VHS)
- Plug Load Management via WIFI (district)
- De-Stratification Fans (district)
- Two Boiler Replacements (LAN)
- Boiler Burner Controls (BKL, FNB, FOR & HBW)
- Install Premium Efficiency Motors and VFDs for Hot Water Pumps (LAN, HBW)


- Walk-In Freezer/Cooler Controllers & Kitchen Hood Controllers (HBW and VHS)
- Steam Trap Replacement/Refurbishment (FNB, HBW)
- Building Management System Upgrades/Pneumatic to DDC (all except VHS)
- Demand Control Ventilation (district)
- Building Envelope Improvements (district)
- Computer Power Management (district)




Referendum Progress

The Verona Public School District has continued to develop plans through a publicly approved referendum to address district-wide needs:

- ✓ Technology Infrastructure and Wi-Fi - all schools (1Q15)
- ✓ Security Improvements - all schools (4Q15)
- ✓ General Building Repairs; Paving and Sidewalks, Exterior Doors (3Q15)
- ✓ Heating and Ventilation - VHS (3Q16)
- ✓ Music Room Addition - VHS (2Q16)
- ✓ Multi-Purpose Fields & Remediation - VHS (3Q16)




Financial Summary 2015-2016



2015-16 Financial Summary

- 1: 2015-2016 Budget Summary
- 2: State Aid Summary
- 3: Five-year Budget Summary
- 4: Discretionary Spending
- 5: Shared Services




2015-16 Budget Summary

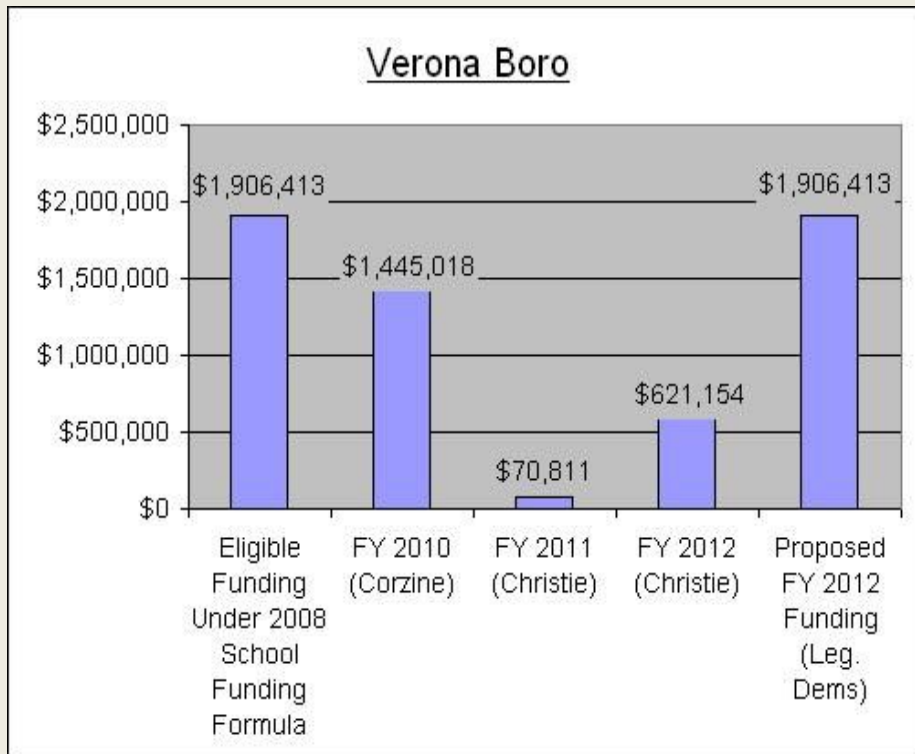
2015-16 budget is \$31,835,792 which represents an increase of approximately \$843,436

from 2014-15 budget, due to:

- \$548,675 increase in special education costs
- \$66,399 increase in discretionary costs
- \$253,167 increase in staff salaries
- \$56,634 increase in benefit costs
- \$81,439 decrease in non-discretionary costs




State Aid Summary



- Historically, up until 2010, approximately \$1.4 million in aid awarded each year
- 2010-2011: Aid cut to \$70,000
- State Aid for 2015-16: \$887,647

Total aid for 2015-16 is 41% less than the aid received in 2007-08 (less than half of the \$1.9m we are entitled to by law)




Five-Year Summary

	2009/2010 ACTUAL	2013/2014 Current Budget	2014-15 Adopted Budget	1-YEAR CHANGE	5 YEAR CAGR
SALARIES	\$14,919,542	\$16,271,249	\$16,956,742	4.21% ⁽¹⁾	2.59%
BENEFITS	\$4,097,863	\$4,845,648	\$4,690,638	-3.20%	2.74%
SPECIAL EDUCATION	\$5,507,959	\$6,014,980	\$6,222,589	3.45% ⁽²⁾	2.47%
NON-DISCRETIONARY	\$1,905,694	\$2,047,513	\$2,014,437	-1.62%	1.12%
DISCRETIONARY (class supplies, staff development, co-curricular)	\$1,086,118	\$979,251	\$1,107,950	13.14% ⁽³⁾	.40%
TOTAL	\$27,517,176	\$30,158,641	\$30,992,356	2.76%	2.41%

(1) Salaries includes additional staff hires & contractual salary changes

(2) Special Education was growing at 8.6% 2000-2005


(3) Discretionary budget was \$1.685m in 2000/2001



Discretionary Spending

Discretionary spending includes all classroom supplies, co-curricular activities, and staff development expenses. This category has been actively managed and is variable across budget years, but continues to be contained/reduced in controlled manner.


- Down 34% from \$1,685m in 2000-2001 to \$1,174m in current budget 2015-2016
- Discretionary Line has \$66,399 more money budgeted for 2015-2016
- \$154,000 was deposited into a maintenance reserve to be used as needs arise




Shared Services

Shared services & efforts with direct & indirect partners are in effect for select functions.

- State mandated professional development shared through North Essex Professional Development Consortium
- Consortia, cooperative pools and auctions used to alleviate costs in the following areas:
 - All supplies
 - Gas and electric
 - Food services
 - Busing
 - Workman's compensation
 - Property insurance
- Increased shared services agreements with the Township for improved building facilities and fields for the benefit of the entire community.
 - Examples include sharing with the Verona Township of licensed maintenance staff, building/gym/field use, trash/recycling collection, police coverage, equipment use, snow removal, and field maintenance.




Comparative Group Data 2015-2016



Comparative Data

- 1: Property Tax Comparison Data
- 2: BOE Spending Comparison Data




Property Tax Data 2014 – Essex County

Percentage of property taxes allocated to BOE has remained constant between 53%-55% from at least 1998-present.

MUNICIPALITY	COUNTY	Total County Levy	Total School Levy	Total Local Municipal Tax Levy	Total Levy	Average Total Property Taxes	School Levy as % of Total
Millburn Township	Essex	44,927,431	78,555,859	40,651,848	164,135,139	21,706	48%
Essex Fells Township	Essex	3,808,830	7,596,176	3,506,970	14,911,976	18,330	51%
Glen Ridge Borough	Essex	7,752,304	27,841,642	10,656,275	46,250,220	18,212	60%
Montclair Township	Essex	33,851,989	107,634,286	54,188,650	195,674,925	17,175	55%
South Orange Village	Essex	13,042,227	46,851,663	22,165,999	82,059,889	16,828	57%
North Caldwell Borough	Essex	8,504,465	19,971,283	6,002,645	34,478,393	14,882	58%
Livingston Township	Essex	38,001,986	100,856,708	32,099,810	170,958,504	14,368	59%
Maplewood Township	Essex	17,272,228	62,580,262	28,178,144	108,030,634	13,926	58%
West Orange Township	Essex	29,649,942	127,999,172	51,973,616	209,622,730	12,625	61%
Verona Township	Essex	11,358,371	31,859,449	15,710,811	58,928,631	10,593	54%
Nutley Township	Essex	18,541,216	52,081,835	38,379,597	109,002,648	10,304	48%
Bloomfield Township	Essex	22,399,583	71,104,087	59,707,110	153,210,780	10,234	46%
Caldwell Township	Essex	5,214,833	11,925,838	7,282,121	24,422,792	10,169	49%
Roseland Borough	Essex	9,092,108	16,944,380	10,177,175	36,213,663	10,023	47%
West Caldwell Township	Essex	11,758,742	27,121,368	12,396,499	51,276,608	9,992	53%
Cedar Grove Township	Essex	11,580,579	25,693,226	9,819,899	47,093,705	9,885	55%
Fairfield Township	Essex	13,049,626	24,541,542	13,837,625	51,428,792	8,689	48%
Belleville Township	Essex	14,669,976	36,249,715	45,857,274	96,776,965	8,585	37%
East Orange City	Essex	14,985,117	20,544,012	87,793,839	123,322,968	8,444	17%
Orange City	Essex	7,256,875	11,092,090	39,887,778	58,236,743	7,793	19%
Irvington Township	Essex	12,417,864	19,424,733	70,008,083	101,850,680	7,143	19%
Newark City	Essex	67,813,075	116,486,882	201,233,897	385,533,854	5,365	30%

http://www.state.nj.us/dca/divisions/dlgs/resources/property_tax.html




Verona Public Schools

Property Tax Data 2014 – Comparison Group

(Same socio-economic & student population category, grades K-12, in Essex or surrounding counties)

MUNICIPALITY	COUNTY	Total County Levy	Total School Levy	Total Local Municipal Tax Levy	Total Levy	Average Total Property Taxes	School Levy as % of Total
Glen Ridge Borough	Essex	7,752,304	27,841,642	10,656,275	46,250,220	18,212	60%
Kinnelon Borough	Morris	5,196,288	34,475,690	9,419,359	49,091,337	13,495	70%
New Providence Borough	Union	13,047,860	33,179,087	12,573,789	58,800,737	13,091	56%
Madison Borough	Morris	9,248,812	37,483,335	14,254,811	60,986,958	11,863	61%
Berkeley Heights Township	Union	16,691,001	38,450,839	12,655,610	67,797,450	11,839	57%
Ramsey Borough	Bergen	7,936,874	50,900,104	16,763,187	75,600,165	11,606	67%
Verona Township	Essex	11,358,371	31,859,449	15,710,811	58,928,631	10,593	54%
West Caldwell Township	Essex	11,758,742	27,121,368	12,396,499	51,276,608	9,992	53%
Mahwah Township	Bergen	13,608,276	58,152,729	23,677,906	95,438,911	7,961	61%

http://www.state.nj.us/dca/divisions/dlgs/resources/property_tax.html




Comparison Spending Data - Summary

2015 Spending Guide							
District	Total Spending	2013-14 Budgeted Cost	Total Classroom	Class Supplies/ texts	Extra-curricular Costs	Admin Salaries/ Benefits	Operations Plant/ Maint
Mahwah	\$19,734	\$16,249	\$9,252	\$221	\$450	\$1,454	\$1,930
Ramsey	\$19,582	\$15,997	\$9,686	\$234	\$410	\$1,103	\$1,748
Kinnelon	\$19,291	\$14,840	\$8,749	\$281	\$551	\$1,308	\$1,661
Madison	\$18,612	\$13,752	\$7,861	\$312	\$537	\$1,202	\$1,408
Berkeley Heights	\$18,414	\$14,418	\$8,978	\$289	\$530	\$1,239	\$1,300
New Providence	\$16,772	\$13,165	\$7,983	\$280	\$449	\$1,287	\$1,221
Caldwell/West Caldwell	\$16,680	\$13,402	\$7,442	\$190	\$501	\$1,263	\$1,806
Verona	\$16,219	\$11,632	\$6,776	\$219	\$380	\$1,186	\$1,258
Glen Ridge	\$15,979	\$13,441	\$7,892	\$428	\$488	\$1,402	\$1,406
Verona vs group (1 = lowest)	2 of 9	1	1	2	1	2	2
Verona vs group (1= lowest)	12 of 68	4	4	20	32	24	7

- Spending on a comparative basis is below the group average.
- Note the Class Supplies and Texts category. The BOE focus is to route more funds directly into the classroom, even with a lower total spending level.


<http://www.nj.gov/education/guide/2014/district.shtml>



Admin and B&G Comparison Spending Data


This chart reflects the Total Admin and Total B&G spend on a per-building basis, as these costs are driven by the number of buildings, not the number of students.

District	Students enrolled	Number of Buildings	Per Pupil Admin Salaries & Benefits	Operations Plant/ Maint	Total Admin per building	Total Ops Plant / Maint per building
Berkeley Heights	2,750	4	\$1,239	\$1,300	851,813	893,750
Mahwah	3,268	6	\$1,454	\$1,930	791,945	1,051,207
New Providence	2,309	4	\$1,287	\$1,221	742,921	704,822
Glen Ridge	1,980	4	\$1,402	\$1,406	693,990	695,970
Kinnelon	2,116	4	\$1,308	\$1,661	691,932	878,669
Ramsey	3,018	5	\$1,103	\$1,748	665,771	1,055,093
Madison	2,444	5	\$1,202	\$1,408	587,538	688,230
Caldwell/West Caldwell	2,641	6	\$1,263	\$1,806	555,931	794,941
Verona	2,212	6	\$1,186	\$1,258	437,239	463,783
Verona vs group (1 = lowest)			2 of 9	2 of 9	1 of 9	1 of 9
Verona vs group vs full comp group of 68 (1 = lowest)			24 of 68	7 of 68	N/A	N/A



<http://www.nj.gov/education/guide/2014/district.shtml>

District Accomplishments & Highlights



Verona Public Schools


Top National High Schools 2015

Verona Township #78 of 514 (2013)

METHODOLOGY: In compiling New Jersey Monthly's 2013 Top 100 Towns list, researchers at Leflein Associates, an independent research firm based in Ringwood, considered five categories to represent the quality of life in New Jersey's 566 municipalities: home values, property taxes, crime rate, school performance and a lifestyle factor. *Verona Township was ranked 5th overall in Essex County and 6th out of 12 in the comparison group.* [Click here for the article](#)

The Washington Post America's Most Challenging High Schools ranked VHS on the top national high school list at **#940**.

METHODOLOGY: The index score is the number of college-level tests given at a school in the previous calendar year divided by the number of graduates that year. Also noted are the percentage of students who come from families that qualify for lunch subsidies (Subs. lunch) and the percentage of graduates who passed at least one college-level test during their high school career, called equity and excellence, (E&E). A (P) next to the school's name denotes a private school. Click [here](#) for more details.



NJ Monthly Town & High School Listing


Verona High School #56/339 (2014)

METHODOLOGY: Data for the *New Jersey Monthly* ranking of the state's high schools were obtained from the state Department of Education's most recent New Jersey School Report Card. [From the NJ Monthly Website- NJ Monthly 2014 Best High Schools](#)

Leflein Associates, an independent research company in Ringwood, analyzed the data by first standardizing individual indicator scores so that small differences did not have a disproportionate impact on the ranking, but very large differences were not minimized in the relative scores. These indicators were grouped into three categories: **School Environment** (with a weight of 1); **Student Performance** (with a weight of 1.5); and **Student Outcomes** (with a weight of 2.1). The weighted summary scores for each category were added together to arrive at the final overall score. The schools were ranked according to that score.

Verona Public Schools #4 - Best School Districts for Your Buck in New Jersey

METHODOLOGY: Standardized test scores. This was a combination of 11th grade proficiency levels for the HSPA and SAT averages for the class of 2013. College readiness. We combined equally weighted scores for the graduation rate and percent of high school graduates seeking higher education. Class size. We factored in student-to-teacher ratio. [Click here for the article.](#)



2015 VERONA HIGH SCHOOL COLLEGE ACCEPTANCES

<p>The University of Alabama Albright College American University Amherst College Arcadia University Arizona State University University of Arizona Babson College Bard College Belmont Abbey College Bennington College Bentley University Bergen Community College Berkeley College Binghamton University Bloomsburg University Boston College Boston University Brandeis University Brookdale Community College Brown University Bryant University Bucknell University Caldwell University Univ. of California/Berkeley Univ. of California/Santa Cruz Carnegie Mellon University Case Western Reserve Univ. The Catholic University of America Centenary College College of Charleston Christopher Newport Univ. Clark University Coastal Carolina University Colgate University University of Colorado Colorado State University Columbia University University of Connecticut Cornell University County College of Morris Curry College</p>	<p>University of Dayton University of Delaware Delaware Valley College University of Denver DeSales University Dickinson College Drew University Drexel University Eastern Carolina University Elon University Emerson College Emory University University of Edinburgh Endicott College Essex County College Fairfield University Fairleigh Dickinson University Fashion Institute of Technology Felician College Fordham University Franklin Pierce University The George Washington Univ. Georgetown University Georgia Institute of Technology Georgia State University Georgian Court University Gettysburg College Global College at LIU Goucher College Grinnell College Hamilton College Hampshire College University of Hartford Harvard University High Point University Hofstra University Howard University Immaculata University Indiana University Iona College Ithaca College James Madison University Johns Hopkins University</p>	<p>Johnson & Wales University Juniata Collee Kean University Kent State University Kutztown University Lafayette College Lawrence Technological Univ. Lehigh University Liberty University LIM College Long Island University Louisiana State University Loyola University Lynchburg College University of Maine Manhattan College Marshall University Marist College University of Mary Washington University of Maryland Marymount Manhattan College Marywood University University of Massachusetts McDaniel College Mercy College Merrimack College Messiah College Miami University, Oxford University of Miami Michigan State University Michigan Technological University University of Michigan Middlebury College University of Minnesota Mississippi State University University of Mississippi Monmouth University Montclair State University Moravian College Mount Saint Mary College Muhlenberg College New England College University of New Hampshire</p>	<p>University of New Haven New Jersey Institute of Technology The College of New Jersey New York Institute of technology New York University Univ. of N. Carolina/Chapel Hill North Point Bible College Northeastern University Northwestern University Ocean County Community College Old Dominion University Pace University Pennsylvania State University University of Pennsylvania Philadelphia University University of Pittsburgh Pratt Institute Princeton University Providence College Purdue University Quinnipiac University Ramapo College Reed College Rensselaer Polytechnic Institute University of Rhode Island University of Richmond Rider University Rochester Institute of Technology University of Rochester Roger Williams University Rollins College Rose Hulman Institute of Technology Rowan University Rutgers University Sacred Heart University Saint Francis University Saint Joseph's University University of Saint Joseph Saint Peter's University Salisbury University Salve Regina University San Diego State University University of Scranton</p>	<p>Seton Hall University Siena College Skidmore College Smith College University of South Carolina Southern Connecticut State University University of Southern Maine St. John's University St. Lawrence University St. Thomas Aquinas College Stevens Institute of Technology Stockton University Stonehill College SUNY College Susquehanna University Syracuse University University of Tampa Temple University Texas Tech Tulane University The New School - Eugene Lang College The Ohio State University Towson University University of Buffalo University of Vermont Villanova University Virginia Tech University of Virginia University of Utah West Chester University West Essex College West Virginia University Western Connecticut State Univ. Western New England University College of William and Mary William Paterson University University of Wisconsin Worcester Polytechnic Institute Xavier University Yale University York College</p>
---	--	---	--	---

Data Sources & References

Verona Schools website
www.veronaschools.org

NJ DOE Data & Reports
<http://www.state.nj.us/education/data/>

Verona Public Schools Budgets
<http://www.veronaschools.org/domain/34>

NJ State Comparative Spending Report
<http://www.state.nj.us/education/guide/2014/>

NJ Department of Community Affairs Property Tax Data
http://www.state.nj.us/dca/divisions/dlgs/resources/property_tax.html

Garden State Coalition of Schools
www.GSCSchools.org

