

The background features several light blue watercolor-style shapes. In the top left, there are two overlapping circles. On the right side, there are several curved, parallel lines. At the bottom left, there is a cluster of small, scattered blue dots.

The Innocent Classroom Turnkey from NJCEE



(New Jersey Consortium for Excellence through Equity)

January 5, 2022




The Innocent Classroom Commitment

“Every child deserves to feel innocent - to be free of the negative influence and impact of stereotypes and stereotyped expectations - in the time they are with you in your school.”





Goals of the Innocent Classroom

- to help every educator develop the skills and practice necessary to **build relationships** with every single child
 - to **commit** to a practice in building relationships that creates the conditions in which innocence is possible
- 



The Challenge

How can we come to know our students well enough to construct an environment that encourages the fullest engagement from the most wounded?

Today's Exercise

01

Choose a Student

Think about a student who lacks connection in school.

02

Name the Good

How does this student “show up” in your classroom? What are their strengths and passions?

03

Share with a Partner

Who is this student?
What is your “why”?

04

Make a Commitment

Spend an extra minute or two engaging this student each day.

05

Be Mindful

Over the next several weeks, be mindful of the ways in which your relationship grows.

The image features a white background with several decorative blue watercolor elements. On the left, there is a large, vertical, light blue brushstroke with numerous small, dark blue splatters extending downwards. At the top right, there are several parallel, dark blue brushstrokes. In the bottom right corner, there are two overlapping, light blue watercolor washes.

**Connectedness has
the power to
counterbalance
adversity.**

- Bruce Perry